



OFFICE DESK WITH WALL DIVIDER COMBO | EMERALD CUBICLE SYSTEM | ESCAPE SERIES



\$1,541.46

- **Overall Footprint Size:** 1'6"W x 5'1"D x 65"H
- **Features Include:**
 - 2-1/2" thick tackable fabric panel
 - Choose from our 15 in-stock fabric options (shown in Silver and Cool Aqua)
 - Charcoal powder-coated aluminum frame
 - Choose between frosted acrylic or clear acrylic (for the desktop divider)
 - Coordinates with the [Indigo Desk Series](#) for a uniformed working environment
 - 1" thick laminate worksurface
 - Choose from our 8 in-stock desktop laminates (shown in White)



Skutchi Designs, Inc.



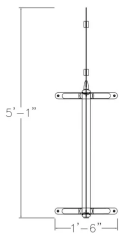
(888) 993-3757
sales@skutchi.com

- (2) Charcoal Box Legs
- Chairs and accessories shown are not included
- The **Emerald Cubicle System/eSCAPE** divider combo is available to be purchased without a desk - please contact a sales associate to do so

Because the configuration pictured is completely customizable, you can choose other fabrics and laminate options to the left. Also, you can contact our designers to create your dream office today at 1-888-993-3757 or e-mail sales@skutchi.com

SKU: EMC-3x65H-ACR

GALLERY IMAGES



PRODUCT DESCRIPTION

Create an Office Desk with Wall Divider Combo with the Emerald Cubicle Collection

Using the **Emerald Cubicle Collection**, creating an office desk with wall divider (like the one pictured



on this page) is a snap. Featured are the tackable fabric panels and acrylic workstation dividers.

Customize this typical in any number of ways. With over a dozen colored fabrics to choose from, the possibilities are limitless. Mix and match the fabric colors by panel to create a unique office desk with wall divider to match your corporate brand or office place motif.

And don't forget, this cubicle system also offers an upgrade for electrical cord/data networking cable conduits along the base of each panel to hide messy cable clutter.

About the Emerald Cubicle Collection

The **Emerald Cubicle Collection** by *SKUTCHI Designs Inc* is our mid-entry cubicle workstation product line. It utilizes incredibly strong yet lightweight aluminum frames with uniquely shaped connectors to create an unending variety of structures. Combined with modular panels walls reaching 39", 52", or 65" in height, this versatile desking arrangement allows for the creation of unique and scalable desking solutions for nearly any office work environment.

Additionally, all **Emerald Cubicle Collection** typicals are freestanding. In other words, they're easily assembled or disassembled when you move or relocate them.

Accessorizing the Emerald Cubicle Collection

The office desk with wall divider on this page comes with several accessory options from which to choose. For instance, choose from multiple work surface laminates, locking pedestal cabinets, shelves, lockable storage bins, paper trays, pencil holders, and just about anything else cubicle stations with sliding doors might need.

If you wish, if you have questions about all the accessories available, one of our [professional office design specialists](#) will help you put your project together. Also, you can simply call before you order at (888) 993-3757.

What Else?

Finally, it's important you have a clear understanding of all accessories and choices available for our office desk with wall divider. For this reason, we suggest contacting *SKUTCHI Designs Inc.* today. We'd be happy to answer your questions before your purchase.



Skutchi Designs, Inc.

(888) 993-3757
sales@skutchi.com