




CONFERENCE ROOM WALLS | SAPPHIRE WALL SYSTEM | 15'6"WX19'5"Dx95"H



\$20,306.11

- **Actual Footprint Size:** 15'6"Wx 19'5"D x 95"H
- **Individual Workspace Size:** None
- **Panels Pictured:**
 - **Fabric:** Charcoal
 - **Laminate:** None
 - **Glass:** Tempered Glass
- **Worksurface Pictured:** None
- **Trim Pictured:** Silver
- **Door Shown:** Locking Swing Door



Skutchi Designs, Inc.


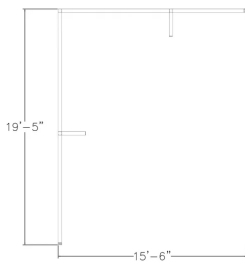
(888) 993-3757
sales@skutchi.com

This system is completely customizable - View the fabric options to the left

Contact our designers to create your dream office 1-888-993-3757 or e-mail sales@skutchi.com

SKU: SAPW-EX02-95H-GLASS-XD09

GALLERY IMAGES



PRODUCT DESCRIPTION

Why Buy Our Conference Room Walls?

The **Sapphire Wall System** features conference room walls, built to a variety of shapes, sizes, and panel colors. This highly versatile panel system--with heights ranging over 7', 8' or 9'ft--is completely freestanding with no permanent attachments to your floor or ceiling.

In other words, our conference room walls are a breeze to set up or take down. It usually takes less than a day to assemble (depending on the size of the project).



You can also customize our conference room walls in a variety of ways; choose all glass panes or mix in multi-colored laminates and fabric panels.

Additionally, we offer built-in "raceways" along the bottom of our walls to provide hidden electrical and data network management. Just as important, you can change or replace panels instead of the entire wall. In short, our freestanding cubicles are customized to suit almost any business or office. If your business needs to relocate, then take them with you to your new location and reconfigure as needed.

The **Sapphire Wall System** is a beautiful, modular wall alternative to traditional drywall construction-- which can take weeks of construction and downtime.

What Comes With This Product?

This is a popular, money-saving typical for conference room walls. By making use of any existing corner of your workplace, you can add this 15'6"W x 19'5"D x 95"H wall configuration to create a sizable collaboration room. This particular configuration shows White laminate walls with tempered glass topper panes. A single, locking swing door allows for privacy when needed.

Remember, the **Sapphire Wall System** is designed to be both scalable and versatile. For example, you can choose from several different colored fabrics and laminates for your walls, as well as adding glass panels where needed.

What Else?

Finally, the conference room walls made with our **Sapphire Wall System** are fully compatible with any items available in our [Sapphire Cubicle System](#), which includes workstations, furniture, and accessories such as file storage, shelving, overhead storage, desks, chairs, and padded benches, paper racks, and accessory rails. Give us a call to customize yours today!