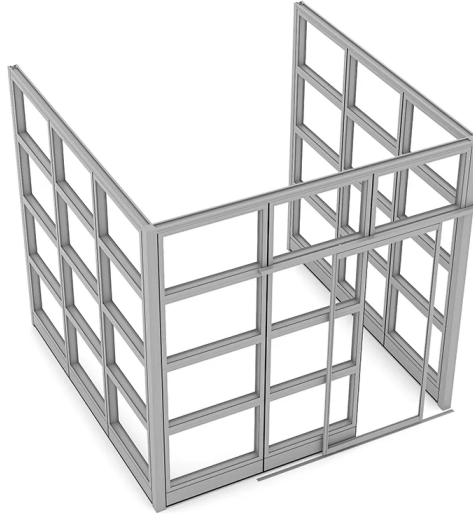




CUBICLE WITH GLASS PANELS | SAPPHIRE WALL SYSTEM | 9' X 9 'X 108"H



\$15,515.68

- **Actual Footprint Size:** 9'5"W x 9'4"D x 108"H
- **Panels Pictured:**
 - **Fabric:** None
 - **Laminate:** None
 - **Glass:** Tempered Glass
- **Worksurface Pictured:** White
- **Trim Pictured:** Silver
- **Storage Shown:** None

This system is completely customizable - View the fabric options to the left



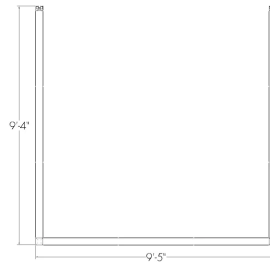

Skutchi Designs, Inc.

(888) 993-3757
sales@skutchi.com

Contact our designers to create your dream office 1-888-993-3757 or e-mail sales@skutchi.com

SKU: SAPW-TYP1-108

GALLERY IMAGES



PRODUCT DESCRIPTION

Why Buy Our Cubicle With Glass Panel?

The **Sapphire Wall System** offers cubicles with glass panels which can be built to a variety of shapes and sizes. This highly versatile panel system--with heights ranging over 7', 8' or 9'ft--is completely freestanding with no permanent attachments to your floor or ceiling.

In other words, our cubicles with glass panels are fully demountable. It usually takes less than a day to assemble (depending on the size of the project).

You can also customize the panels of our glass office cubicles in a variety of ways; choose all glass or



mix in laminates and fabric panels. We offer multiple color fabric and laminate options.

Additionally, we offer built-in "raceways" along the bottom of our walls to provide hidden electrical and data network management. Just as important, you can change or replace panels instead of the entire wall. In short, our freestanding cubicles are customized to suit almost any business or office. If your business needs to relocate, then take them with you to your new location and reconfigure as needed.

The **Sapphire Wall System** is a beautiful, modular wall alternative to traditional drywall construction--which can take weeks of construction and downtime.

What Comes With This Product?

The 9' x 9' x 108"H cubicle with glass panels pictured on this page includes sliding acrylic door. Additionally, we offer built-in "raceways" along the bottom of our walls to provide hidden electrical and data network management. Just as important, you can change or replace individual panels when needed instead of the entire wall.

In short, our cubicle with glass panels can be customized in many ways to suit almost any business or office. If your business ever needs to relocate then simply take the cubicle with glass panels with you to your new location and reconfigure as needed. Best of all, the price includes free shipping.

What Else?

The glass cubicles of our **Sapphire Wall System** are fully compatible with any items available in our **[Sapphire Cubicle System](#)**, which includes workstations, furniture, and accessories such as file storage, shelving, overhead storage, desks, chairs, and padded benches, paper racks, and accessory rails. Give us a call to customize yours today!