




MODULAR CUBICLE WORKSTATIONS | SAPPHIRE CUBICLE SYSTEM | 8X4X65"H



\$3,660.51

- **Overall Footprint Size:** 8'10"W x 4'8"D x 65"H
- **Individual Workspace Size:** 4'W x 3'D x 65"H
- **Panels Pictured:**
 - **Fabric:** Slate
 - **Laminate:** None
 - **Glass:** Clear Tempered
- **Worksurface Pictured:** White
- **Trim Pictured:** Silver
- **Storage Shown:** 3-Drawer Box/Box/File Pedestal, 2-Drawer File/File Pedestal, Bookshelf and Overhead Storage Cabinet



Skutchi Designs, Inc.


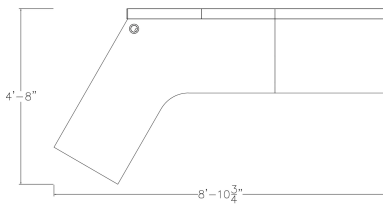
(888) 993-3757
sales@skutchi.com

The configuration pictured is completely customizable! View the fabric and laminate options to the left

Contact our designers to create your dream office. 1-888-993-3757 or e-mail sales@skutchi.com

SKU: SAPC-120-01-4x3x65

GALLERY IMAGES



PRODUCT DESCRIPTION

Why Buy Our Modular Cubicle Workstations?

Are you looking for modular cubicle workstations? The [**Sapphire Cubicle System**](#) is our premier cubicle workstation product line. This commercial-grade cubicle system is both scalable and durable. Its lightweight aluminum construction makes it a sound investment for any office or work place. Because of its modular design, any number of modular cubicle workstations can be made. Also, the **Sapphire Cubicle System** features a variety of choices for the panels (multi-colored fabrics, patterned laminates, and tempered glass) and offers panels reaching 39", 52", and 65" in height. And don't forget, the



Sapphire Cubicle System also offers electrical cord/data networking cable conduits along the base of each panel to hide cable clutter.

What Comes With This Product?

The modular cubicle workstations pictured on this page shows our **Sapphire Cubicle System** divider panel with a unique, 120 degree worksurface. This typical arrangement is often ideal for libraries, showrooms, or other open seating areas of your business. You can select other colors for the panels, change the overall sizes of the worksurfaces, adjust the height of the panel divider walls, or select a different laminate for the worksurfaces if you'd like. Also, there are many extras you can add to your cubicle workspace such as locking storage bins, pedestal cabinets, accessory racks, monitor arms, paper trays, writing utensil holders, and many other features to complete your project.

What Else?

Finally, it's important you have a clear understanding of all accessories and choices available for our modular cubicle workstations. For this reason, we suggest you contact *SKUTCHI Designs Inc.* today. We'd be happy to answer your questions before your purchase.