




**CUSTOMER SERVICE OFFICE WITH TRANSACTION WINDOW | SAPPHIRE WALL SYSTEM
| 9X12X95"H**



\$11,077.44

- **Overall Footprint Size:** 9'4"W x 12'8"D x 95"H
- **Panels Pictured:**
 - **Fabric:** Slate
 - **Laminate:** None
 - **Glass:** Clear Tempered
- **Transaction Window Worksurface Pictured:** Driftwood
- **Trim Pictured:** Silver

This system is completely customizable - View the fabric and laminate options to the left.




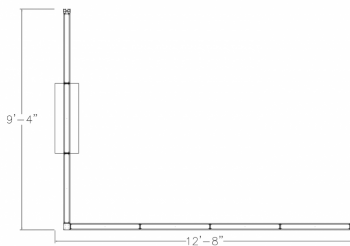
Skutchi Designs, Inc.

(888) 993-3757
sales@skutchi.com

Contact our designers to create your dream office 1-888-993-3757 or e-mail sales@skutchi.com

SKU: SAPW-CS-9x12x95

GALLERY IMAGES



PRODUCT DESCRIPTION

Why Buy Our Customer Service Office with Transaction Window?

The **Sapphire Wall System** features customer service offices with transaction windows, built to a variety of shapes, sizes, and panel colors. This highly versatile panel system--with heights ranging over 7', 8' or 9'ft--is completely freestanding with no permanent attachments to your floor or ceiling.

In other words, our customer service offices with transaction windows are a breeze to set up or take down. It usually takes less than a day to assemble (depending on the size of the project).

You can also customize our customer service offices with transaction windows in a variety of ways.



Choose all glass panes or mix in multi-colored laminates and fabric panels.

Additionally, we offer built-in "raceways" along the bottom of our walls to provide hidden electrical and data network management. Just as important, you can change or replace panels instead of the entire wall. In short, our freestanding cubicles are customized to suit almost any business or office. If your business needs to relocate, then take them with you to your new location and reconfigure as needed.

The **Sapphire Wall System** is a beautiful, modular wall alternative to traditional drywall construction--which can take weeks of construction and downtime.

What Comes With This Product?

Pictured on this page is a space 9'4"W x 12'8"D x 95"H. It can be used for many purposes such as a customer service office, collaboration room, reception window, conference room, etc. It features a row of Slate colored fabric panels along the base, with tempered glass panes stretching ~8' high. This arrangement is meant for use against an existing wall/corner with door access.

Also, it features a passthrough "transaction" window making it possible to the person inside the cubicle to interact with those outside. Don't forget, you can customize the panels to suit your purpose. The Sapphire Wall System features dozens of colored fabric and patterned laminate options. Just let us know when you order.

What Else?

The customer service offices with transaction windows made with our **Sapphire Wall System** are fully compatible with any items available in our [Sapphire Cubicle System](#), which includes workstations, furniture, and accessories such as file storage, shelving, overhead storage, desks, chairs, and padded benches, paper racks, and accessory rails. Give us a call to customize yours today!