



Skutchi Designs, Inc.

(888) 993-3757
sales@skutchi.com

U-SHAPED CUBICLE WORKSTATIONS | SAPSLIM CUBICLE COLLECTION | 8X6X65"H



\$3,593.17

- **Overall Footprint Size:** 8'1"W x 6'D x 65"H
- **Features Include:**
 - 1-1/4" thick panels (Shown in Slate fabric and Sea Salt Laminate)
 - Complementary brushed aluminum frame
 - Coordinates with the **Sapphire Cubicle System** for a uniformed working environment
 - 1" thick laminate worksurface - available in 8 laminates (Shown in White)
 - (2) Silver Box/Box/File Pedestals



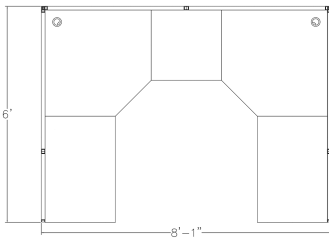
SKU: SLM-LC-11-8x6x65-S



Skutchi Designs, Inc.

(888) 993-3757
sales@skutchi.com

GALLERY IMAGES



PRODUCT DESCRIPTION

With its lightweight aluminum frame and modular construction, the **SAPslim Cubicle System** is our latest, entry-level cubicle/divider product line. This cubicle divider panel system was designed with affordability and practicality in mind and requires minimal assembly, making it ideal for nearly any size business.

Pictured here is a best-selling U-Shaped cubicle divider workstation. This typical is made up of a mixture of Sea Salt laminate panels and fabric. This is a simple and inexpensive set-up which gives plenty of privacy to its occupants, all while providing a safe level of physical separation between employees.

Nearly any part of the configuration you see pictured here can be added to, modified, or re-imagined. The panels can be exchanged with multi-colored choices of colored fabrics, or transparent acrylic. Just let us know what you're looking for and we'll put it together for you.

Let *SKUTCHI Designs Inc.* answer any questions you may have or help with your office design needs today.



Skutchi Designs, Inc.

(888) 993-3757
sales@skutchi.com