




BULLPEN CUBICLE | 4-PERSON | EMERALD CUBICLE COLLECTION | 15X12X65"H



\$11,802.90

- **Overall Footprint Size:** 15'2"W x 12'3"D x 65"H
- **Individual Workstation Size:** 6' x 6' x 65"H
- **Panels Pictured:**
 - **Fabric:** Silver and Slate
 - **Laminate:** N/A (laminates are not available on the Emerald Collection cubicle walls)
 - **Glass:** Clear Tempered
- **Worksurface Pictured:** White
- **Trim Pictured:** Charcoal
- **Storage Shown:** None
- Also included: frosted acrylic desk divider privacy screens




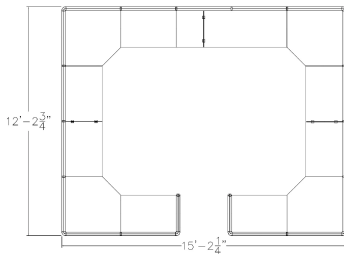
Skutchi Designs, Inc.

(888) 993-3757
sales@skutchi.com

Because the configuration pictured is completely customizable, you can choose other fabrics and laminate options to the left. Also, you can contact our designers to create your dream office today at 1-888-993-3757 or e-mail sales@skutchi.com

SKU: EMC-LC16-15x12x65

GALLERY IMAGES



PRODUCT DESCRIPTION

Create Bullpen Cubicles with the Emerald Cubicle Collection

Using the **Emerald Cubicle Collection**, creating bullpen cubicles (like the one pictured on this page) is a snap. Featured are the tackable fabric panels and laminated desks with acrylic screen options. This typical can be customized in a number of ways. With over a dozen colored fabrics to choose from, the possibilities are limitless. Mix and match the fabric colors by panel to create unique bullpen cubicles to match your corporate brand or office place motif.

And don't forget, this cubicle system also offers an upgrade for electrical cord/data networking cable



conduits along the base of each panel to hide messy cable clutter.

About the Emerald Cubicle Collection

The **Emerald Cubicle Collection** by *SKUTCHI Designs Inc* is our mid-entry cubicle workstation product line. It utilizes incredibly strong yet lightweight aluminum frames with uniquely shaped connectors to create an unending variety of structures. Combined with modular panels walls reaching 39", 52", or 65" in height, this versatile desking arrangement allows for the creation of unique and scalable desking solutions for nearly any office work environment.

Additionally, all **Emerald Cubicle Collection** typicals are freestanding. In other words, they are easily assembled or disassembled to move or relocate them.

Accessorizing the Emerald Cubicle Collection

The bullpen cubicle on this page come with several accessory options from which to choose. For instance, choose from multiple work surface laminates, locking pedestal cabinets, shelves, lockable storage bins, paper trays, pencil holders, and just about anything else bullpen cubicles might need.

Also, if you have questions about all the accessories available, one of our [professional office design specialists](#) will help you put your project together. If you wish, you can simply call before you order at (888) 993-3757.

What Else?

Finally, it's important you have a clear understanding of all accessories and choices available for our bullpen cubicles. For this reason, we suggest contacting *SKUTCHI Designs Inc.* today. We'd be happy to answer your questions before your purchase.