




OFFICE WALLS WITH LOCKABLE DOORS | SAPPHIRE WALL SYSTEM | 12'WX9'DX84"H



\$18,964.53

- **Actual Footprint Size:** 9'4"W x 24'5"D x 84"H
- **Individual Workspace Size:** 12' W x 9' D x 84"H
- **Panels Pictured:**
 - **Fabric:** Lime Green
 - **Laminate:** White
 - **Glass:** Tempered Glass
- **Worksurface Pictured:** None
- **Trim Pictured:** Silver
- **Doors Shown:** Glass Swing Door with Lock





Skutchi Designs, Inc.

(888) 993-3757
sales@skutchi.com

SKU: SAPW-E1-12X9X84H-02-EF-SDG

GALLERY IMAGES



PRODUCT DESCRIPTION

Why Buy Our Office Walls With Lockable Doors?

The **Sapphire Wall System** features office walls with lockable doors, built to a variety of shapes, sizes, and panel colors. This highly versatile panel system--with heights ranging over 7', 8' or 9'ft--is completely freestanding with no permanent attachments to your floor or ceiling.

In other words, our office walls with lockable doors are a breeze to set up or take down. It usually takes less than a day to assemble (depending on the size of the project).

You can also customize our office walls with lockable doors in a variety of ways; choose all glass panes or mix in multi-colored laminates and fabric panels. The base of each panel features inline data and electrical "raceways" to manage cord and cables. The **Sapphire Wall System** is a beautiful, modular wall alternative to traditional drywall construction--which can take weeks of construction and downtime.



What Comes With This Product?

This typical has an overall dimension of 9'4"D x 24'5"W x 84"H which creates two 12' x 9' private offices or meeting rooms. Also, each room has its own locking swing door with a glass panel insert. And, the **Sapphire Wall System** features dozens of fabric colors and laminates for the panels for you to choose from. Pictured here is Lime Green fabric with White laminate panels.

What Else?

Finally, the office walls with lockable doors made with our **Sapphire Wall System** are fully compatible with any items available in our [Sapphire Cubicle System](#), which includes workstations, furniture, and accessories such as file storage, shelving, overhead storage, desks, chairs, and padded benches, paper racks, and accessory rails. Give us a call to customize yours today!