

# SAP<sup>slim</sup> Cubicle System



## Height Chart

\*Only available in 65"H



## Panel Style

**T** Tile



Clear Acrylic



Frosted Acrylic  
(Polycarbonate)



Fabric/Laminate



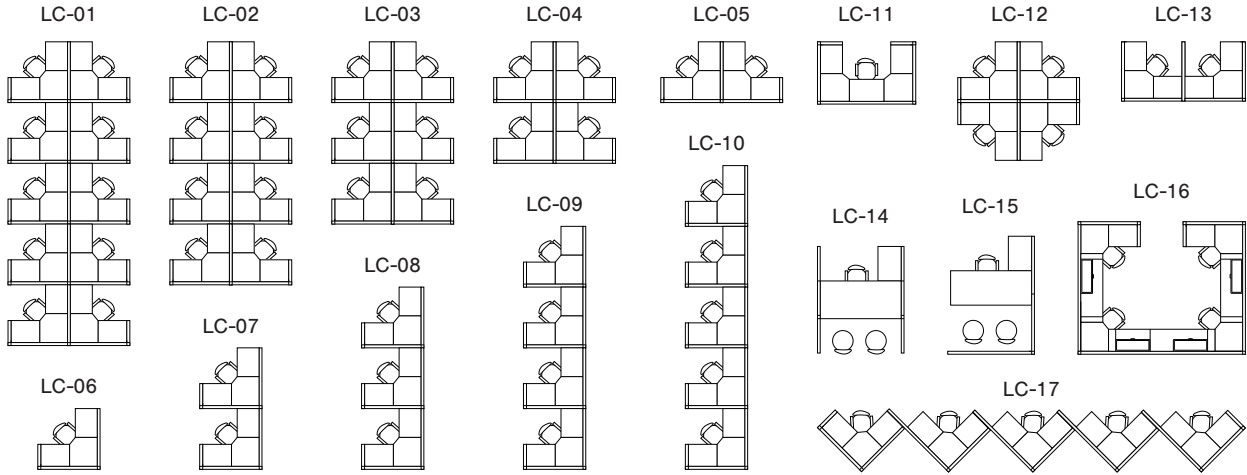
T2

T1

**Layout options:** Choose which layout set would best fit your office



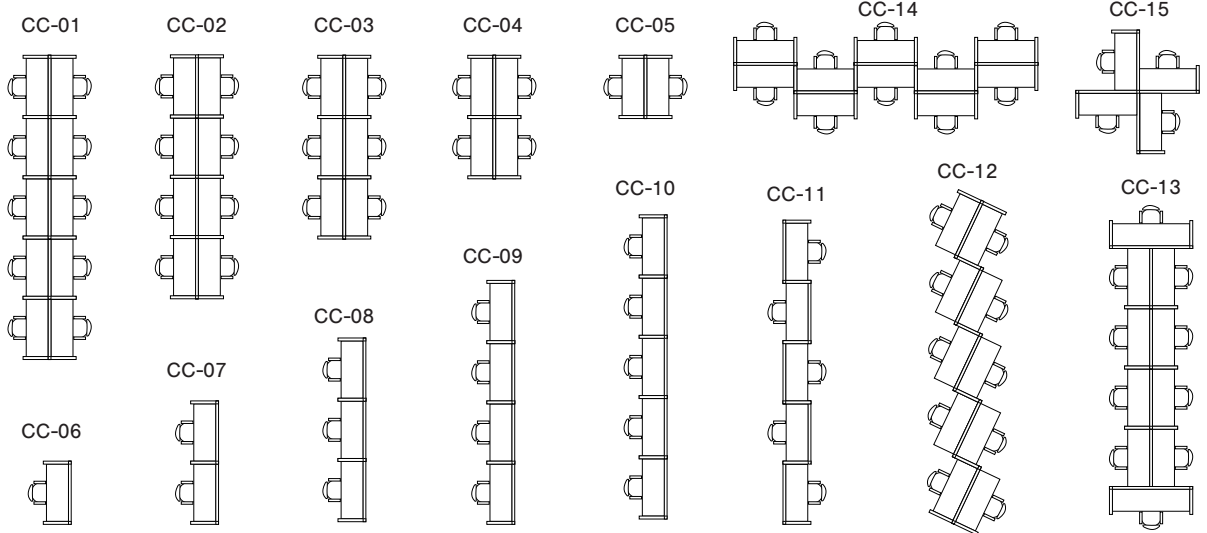
**Customer Service**



Layout #



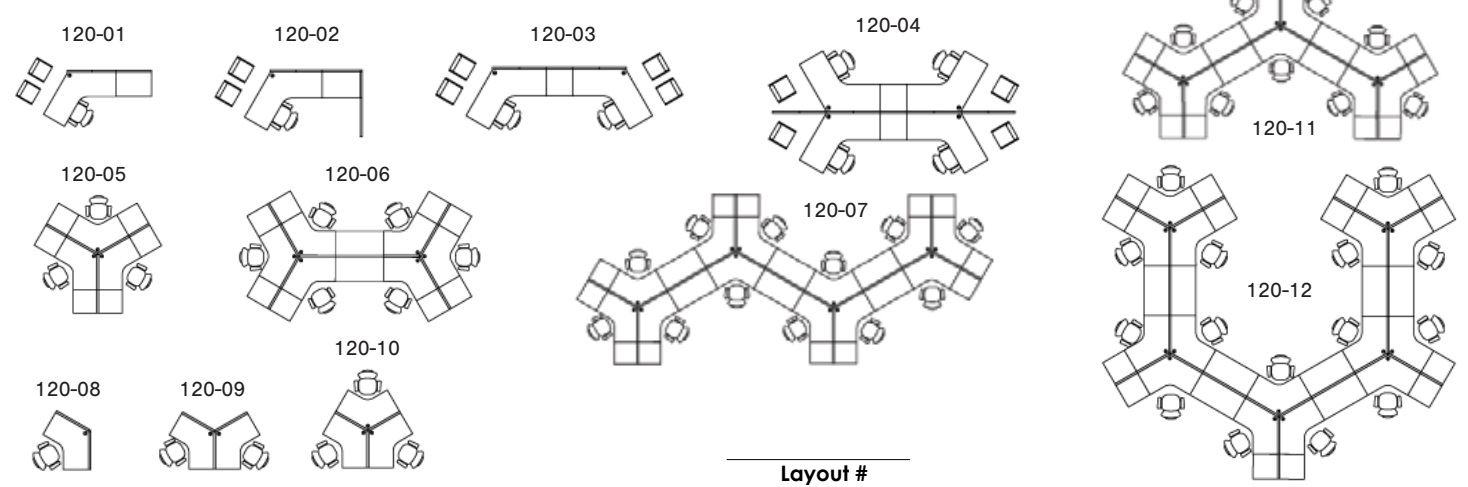
**Call Center**



Layout #



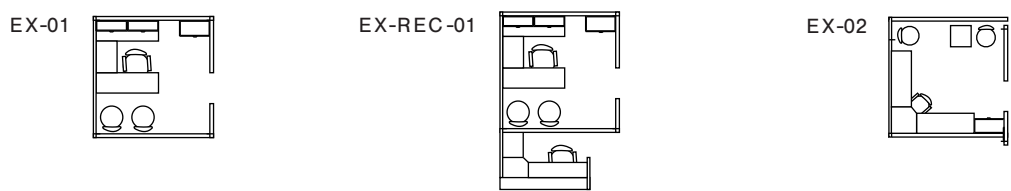
**120 ° Cubicles**



Layout #



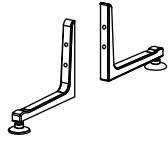
**Executive**




Layout #

## Feet Options

---



Feet without Casters



Feet with Casters



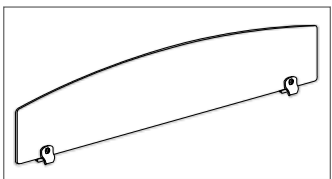
## Optional Hinge Connector

---

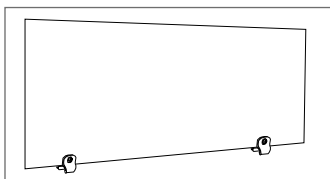


## Optional Panel Extender Styles

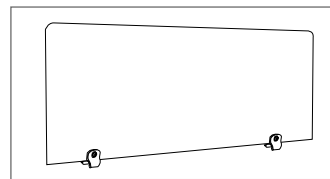
---



Style A



Style B



Style C



**Notes:**

**Panel Finish Options**



Sea Salt  
(XD-1026)



Frosted Acrylic  
(Polycarbonate)



Clear Acrylic

**Fabric**



Silver  
(15-108)



Toffee  
(15-09)



Lime-Green  
(15-118)



Slate  
(15-41)



Gold  
(15-155)



Royal Blue  
(15-167)



Scarlet  
(15-164)



Pumpkin  
(15-75F)



Charcoal  
(15-13)



Cool Aqua  
(15-175)



Sage  
(15-103)



Navy  
(15-173)



Blue Lagoon  
(15-107)



Banana  
(15-104)

**Laminate for Worksurfaces**



Applewood  
(XD-07)



Black Oak  
(XD-1025)



Driftwood  
(XD-21)



Light Gray  
(XD-01)




Mocha Walnut  
(XD-13)



Sea Salt  
(XD-1026)




Maple  
(XD-08)



White  
(XD-09)



Walnut  
(XD-14)



Gray Speckle  
(XD-17)